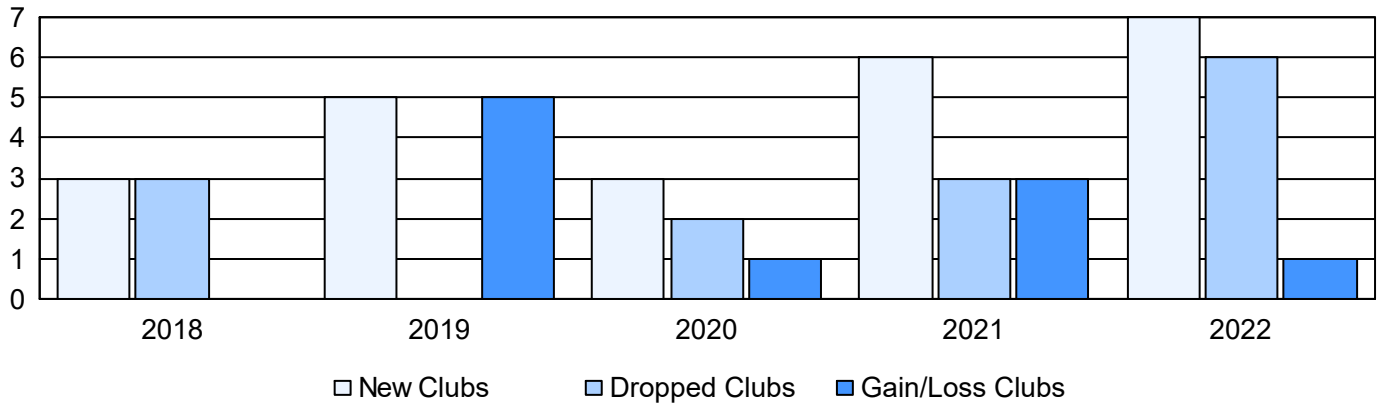
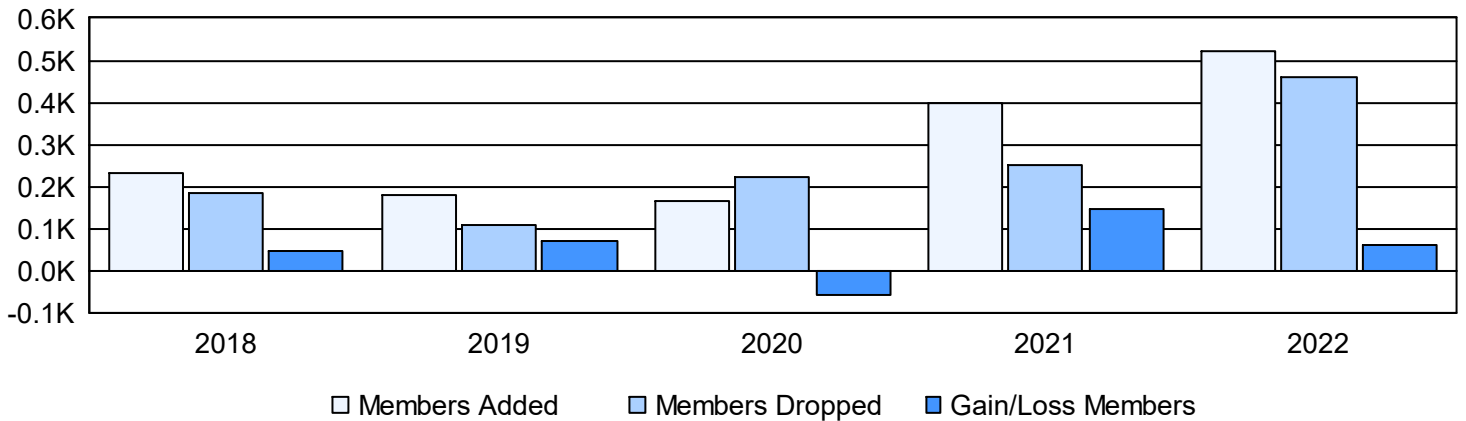


Year	New Clubs	Dropped Clubs	Gain/ Loss Clubs	New Members	Charter Members	Reinstate Members	Transfer Members	Total Member Added	Total Members Dropped	Gain/ Loss Members
2017-2018	3	3	0	133	87	8	2	230	183	47
2018-2019	5	0	5	70	104	4	0	178	110	68
2019-2020	3	2	1	86	69	11	1	167	223	-56
2020-2021	6	3	3	246	149	2	2	399	251	148
2021-2022	7	6	1	290	195	34	2	521	459	62
<b>Average</b>	<b>5</b>	<b>3</b>	<b>2</b>	<b>165</b>	<b>121</b>	<b>12</b>	<b>1</b>	<b>299</b>	<b>245</b>	<b>54</b>

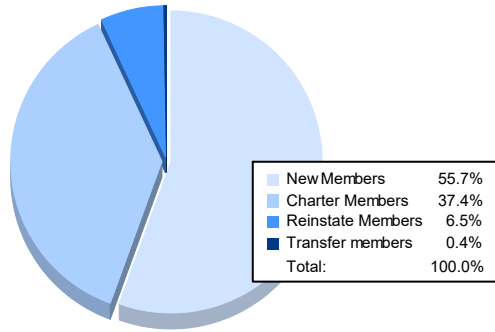
### Clubs



### Members



### Membership Composition June 2022 Cumulative



### Gender Composition June 2022 Cumulative

